

Q/GDW

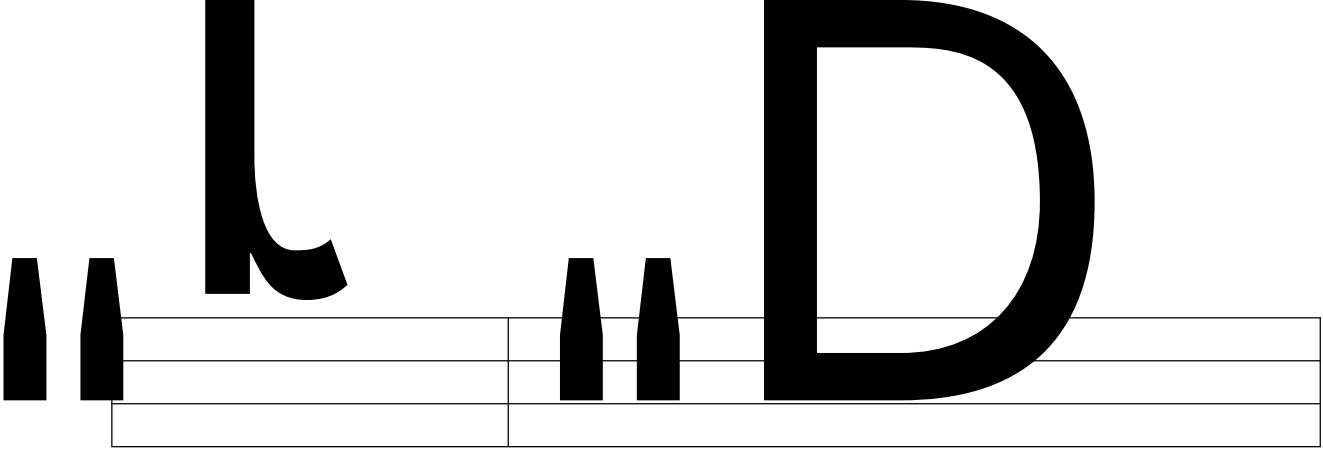
1
2
3
4
5
6
7
8
9

A
B
C
D
E

1
1
1
1
3
4
7
8
8
9
11
13
19
28
32

"

"



2 í



ž - " ypĐQP

A. 3

A. 4

A

B. 1

B. 2

C.1

					m ²
1				(0-20000)N 5kHz, 2.5 $5_0^{+0.01}$ kg 48mm 45#	15
				45# , $3_0^{+0.05}$ kg, : 60° , 0.5mm 40mm, 28mm HRC45	
2				20kN 800mm 1.0	15
3				20kN 800mm 1.0	
4				20kN 800mm 1.0	
5				\	\

							m ²
6				20kN	800mm	1.0	15
7				20kN	800mm	1.0	
8				50m	1	30A	15

C.2

m²

					m ²
8	() 35kV		1		
				150kV 1	
9	() 66kV-220kV		1		
				500kV 1	
10	() 330kV		1		
				1500kV 1	
			1000kV 1		
11				0.5m	50
				150kV 1	
12				50kV 1	30
				DL/T 1476	
13				100kV 1	

C.3

					m ²
1				50kV 1	30
			1		
				50kV 1	
				30mA 1	
2				50kV 1	
			1		
				50kV 1	
				30mA 1	
3				50kV 1	30
				DL/T1476	


C. 4

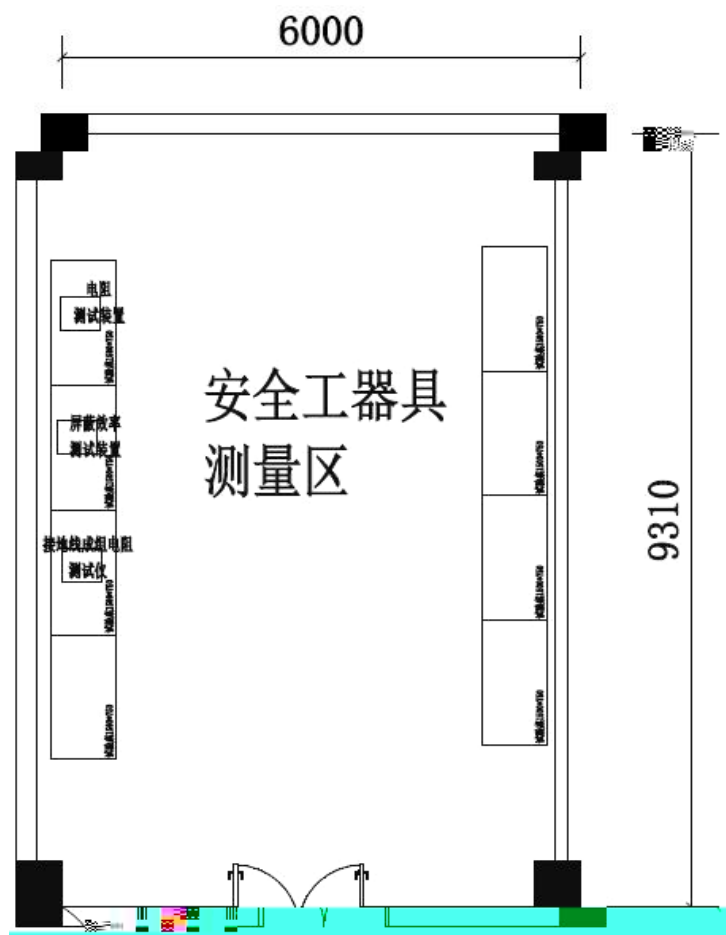
					m ³
1				5kN, 1 , AC220V	15
2				5kN, 1 , AC220V	
3				5kN, 1 , AC220V	
4				300kN/20kN 15m, 1.2m 1.0	
5				5kN, 1 , AC220V	
				(5Kg/10kg, 3% 300kg)	
6				5kN, 1 , AC220V	
				(5Kg/10kg, 3% 300kg)	
				1T	

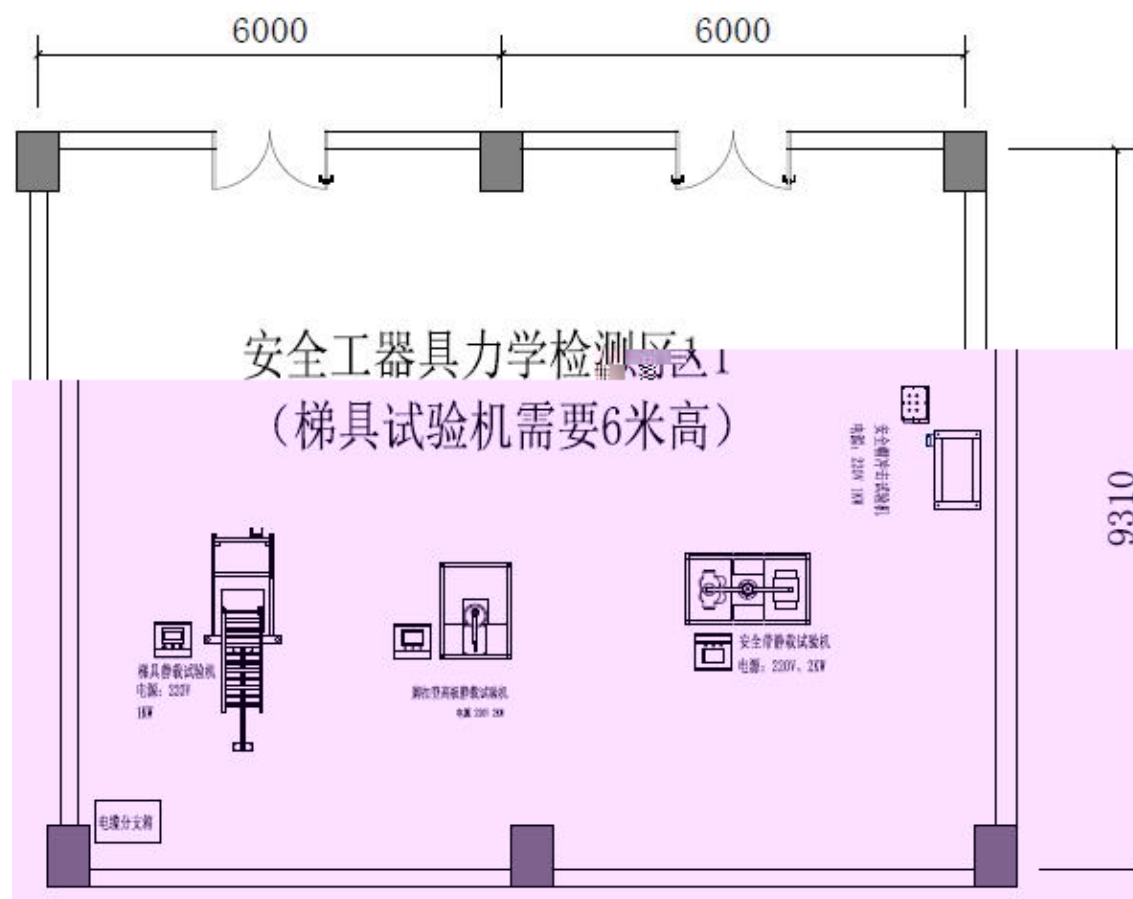
D. 1

D. 2- D. 7

D. 1







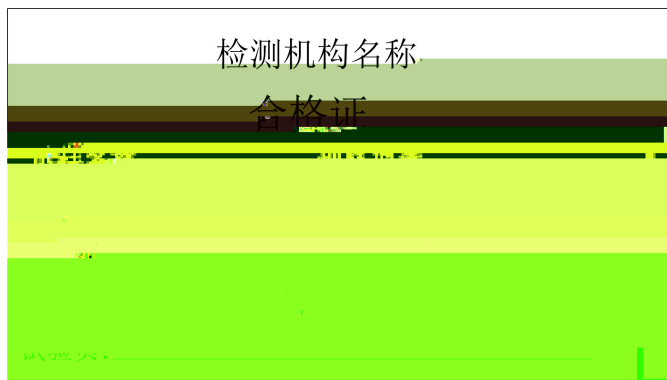
户外试验区

地面硬化平整，
场地配1T起重装置


9000

检修平台用
锥形模拟杆

6000



E. 2-E. 4



检测结果

序号	检测项目	标准要求	检测结果	评价
1	绝缘杆 工频耐压试验	试验长度：2.1m； 试验时间：1min； 试验电压：440kV		

报告正文

绝缘

1	34
2	34
3	34
4	34
5	34
6	35

" "